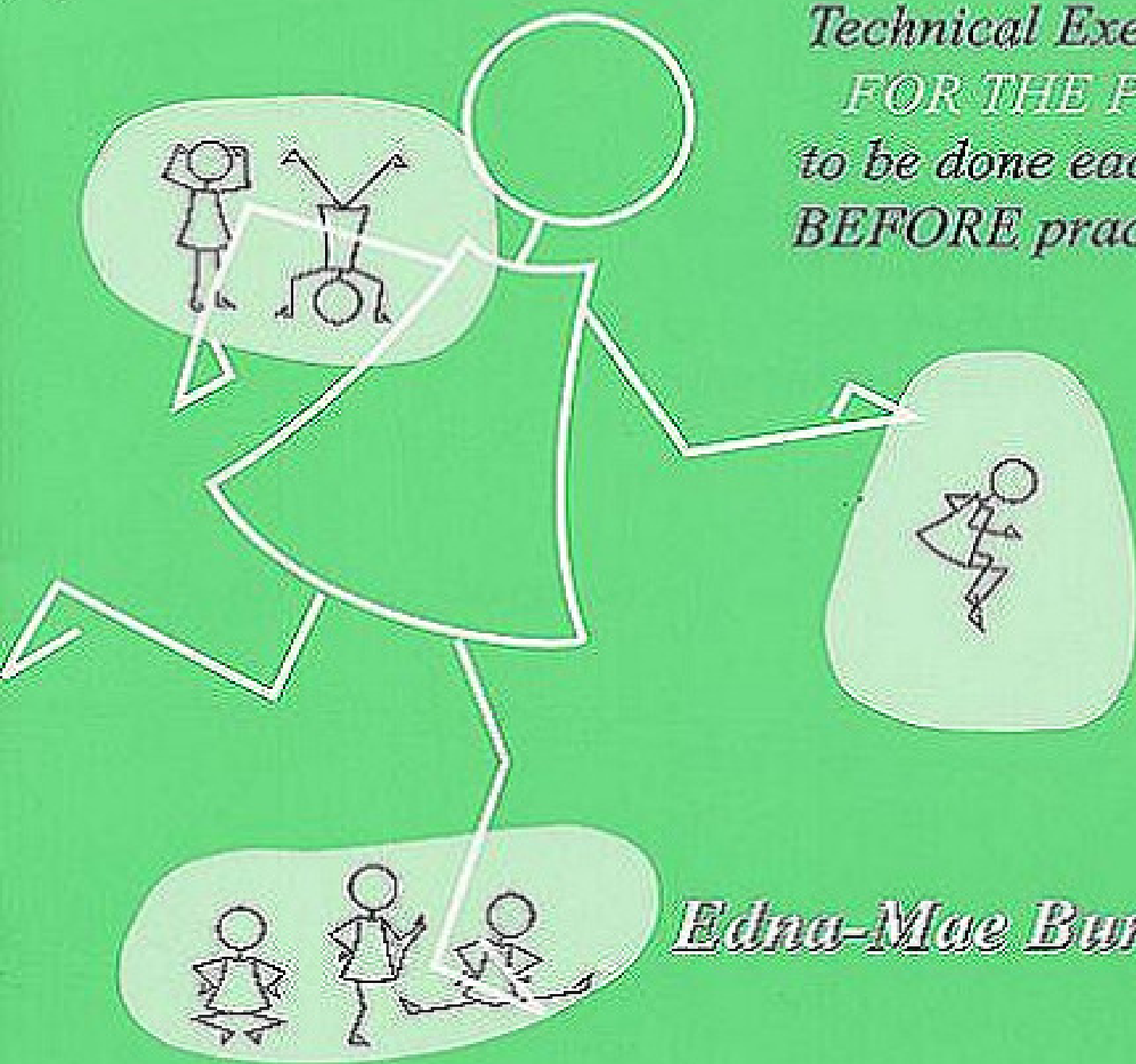


BOOK ONE

A DOZEN A DAY

*Technical Exercises
FOR THE PIANO
to be done each day
BEFORE practicing*



*by
Edna-Mae Burnham*

6722

THE WILLIS MUSIC COMPANY
Florence, Kentucky 41022-0548

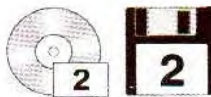
Group I

1. Walking and Running



1st time—*legato* (smooth, connected)
2nd time—*staccato* (sharp, detached)

2. Skipping



legato—staccato

3. Hopping



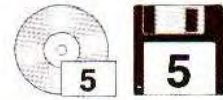
staccato

4. Deep Breathing



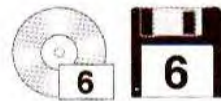
Musical notation for exercise 4, consisting of a grand staff with treble and bass clefs. The key signature has one sharp (F#) and the time signature is 4/4. Fingerings are indicated by numbers 1-5 above and below notes. The piece consists of two measures of chords followed by two measures of a melodic line in the right hand and a bass line in the left hand.

5. Deep Knee Bend



Musical notation for exercise 5, consisting of a grand staff with treble and bass clefs. The key signature has one sharp (F#) and the time signature is 4/4. Fingerings are indicated by numbers 1-5 above and below notes. The piece consists of two measures of chords followed by two measures of a melodic line in the right hand and a bass line in the left hand.

6. Stretching

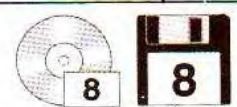


Musical notation for exercise 6, consisting of a grand staff with treble and bass clefs. The key signature has one sharp (F#) and the time signature is 4/4. Fingerings are indicated by numbers 1-5 above and below notes. The piece consists of two measures of chords followed by two measures of a melodic line in the right hand and a bass line in the left hand. A dashed line with the label 'L.H.' indicates a fingering change in the left hand.

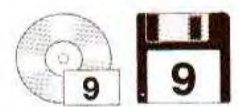
7. Stretching Right Leg Up



8. Stretching Left Leg



9. Cartwheels



10. The Splits



legato—staccato

11. Standing on Head



legato—staccato

12. Fit as a Fiddle and Ready To Go



legato—staccato

Group II

1. Morning Stretch



2. Walking



legato—staccato

3. Running



legato—staccato

4. High Stepping



legato—staccato

Musical notation for 'High Stepping' in 4/4 time. The piece is marked *legato—staccato*. The melody in the treble clef consists of eighth notes with fingerings: 1 3 2 4 3 5 2 4. The bass line consists of eighth notes with fingerings: 5 3 4 2 3 1 4 2. The piece concludes with a double bar line.

5. Jumping



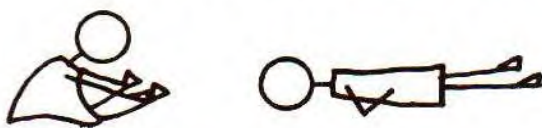
Musical notation for 'Jumping' in 4/4 time. The melody in the treble clef features chords and eighth notes with fingerings: 5 3 1, 1 3, 5 4 1, 1 4. The bass line features chords and eighth notes with fingerings: 1 3 5, 5 3, 1 2 5, 5 2. The piece concludes with a double bar line.

6. Kicking Right Leg



Musical notation for 'Kicking Right Leg' in 4/4 time. The melody in the treble clef consists of quarter notes with fingerings: 1 5, 1 5. The bass line consists of sustained chords. The piece concludes with a double bar line.

10. Sitting Up and Lying Down



legato—staccato

11. A Hard Trick



Practise this first:

legato—staccato

Then practise this:

legato—staccato

Now do the whole trick:



legato—staccato

 A musical score for a handstand sequence in 4/4 time. The score is written for piano and includes fingerings for both hands. The melody in the right hand consists of eighth and quarter notes, while the bass line in the left hand consists of eighth notes. The sequence is divided into five measures corresponding to the five figures above.

12. Fit as a Fiddle and Ready To Go



The first system of the musical score for 'Fit as a Fiddle and Ready To Go'. It is in 4/4 time and features a piano accompaniment with chords and a melody in the right hand. Fingerings are indicated for the right hand.

The second system of the musical score for 'Fit as a Fiddle and Ready To Go'. It continues the piano accompaniment and melody from the first system.

Group III

1. Deep Breathing



Musical score for 'Deep Breathing' in 4/4 time. The score consists of two staves (treble and bass clef) with a grand staff bracket. The music is composed of chords and single notes, with a key signature of one flat (Bb). The piece is divided into four measures by vertical bar lines.

2. Rolling



legato—staccato

Musical score for 'Rolling' in 4/4 time. The score consists of two staves (treble and bass clef) with a grand staff bracket. The music is composed of chords and single notes, with a key signature of one flat (Bb). The piece is divided into four measures by vertical bar lines. Fingerings are indicated by numbers 1-5 above and below notes.

3. Climbing (in place)



legato—staccato

simile

Musical score for 'Climbing (in place)' in 4/4 time. The score consists of two systems of piano accompaniment. The first system includes fingerings (1, 2, 3, 1, 1, 1) and accents (3) over the first six measures. The second system includes fingerings (1, 1, 1) and accents (3) over the last three measures. The piece concludes with a double bar line.

4. Tip-toe Running (in place)



simile

Musical score for 'Tip-toe Running (in place)' in 4/4 time. The score consists of two systems of piano accompaniment. The first system includes fingerings (3, 2, 1, 3, 2, 1, 3, 2, 1, 3, 2, 1) and accents (3) over the first six measures. The second system includes fingerings (3, 2, 1, 3, 2, 1, 3, 2, 1) and accents (3) over the last three measures. The piece concludes with a double bar line.

5. Baby Steps



legato—staccato


6. Giant Steps



7. Jumping Rope




8. Somersaults


Musical score for "Somersaults" in 4/4 time. The score consists of two staves: a treble clef staff for the right hand (R.H.) and a bass clef staff for the left hand (L.H.). The music features a series of eighth-note triplets in both hands, with the right hand starting on a higher pitch than the left. The piece concludes with a final eighth-note triplet in the right hand. Brackets under the notes indicate the triplet groupings.

9. Touching Toes

Musical score for "Touching Toes" in 4/4 time. The score consists of two staves: a treble clef staff for the right hand (R.H.) and a bass clef staff for the left hand (L.H.). The music features a series of chords in the right hand and single notes in the left hand, with dashed lines connecting the notes between the two hands to show the "touching toes" exercise. The piece concludes with a final chord in the right hand and a whole note in the left hand. Brackets under the notes indicate the exercise groupings.

10. Ballet Exercise ("Entre chat quatre")

Musical score for "Ballet Exercise ('Entre chat quatre') in 2/4 time. The score consists of two staves: a treble clef staff for the right hand (R.H.) and a bass clef staff for the left hand (L.H.). The music features a series of eighth-note chords in the right hand and single notes in the left hand, with the right hand starting on a higher pitch than the left. The piece concludes with a final chord in the right hand and a whole note in the left hand. Brackets under the notes indicate the exercise groupings.

11. The Splits



legato—staccato

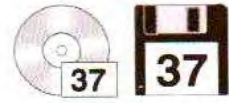
12. Fit as a Fiddle and Ready To Go



legato—staccato


Group IV

1. Morning Stretch



A musical score for 'Morning Stretch' in 4/4 time. It consists of two staves, treble and bass. The melody in the treble clef starts on a middle C, moves up to G, then to B, and finally to D. The bass line provides a simple accompaniment. Fingering numbers 1 and 5 are indicated above and below the notes. A dashed line at the end of the piece indicates a repeat or continuation.

2. Climbing (in place)



legato—staccato

A musical score for 'Climbing (in place)' in 4/4 time. It consists of two staves, treble and bass. The treble clef features a melody of eighth notes that ascend in pitch. The bass clef features a steady accompaniment of eighth notes. Fingering numbers 1 and 4 are indicated. The tempo/style marking 'legato—staccato' is written above the first measure.

A continuation of the musical score for 'Climbing (in place)', showing the final measures of the piece. The treble clef continues with the ascending eighth-note melody, and the bass clef continues with the accompaniment. Fingering numbers 1 and 4 are indicated.

3. Tip-toe Running (in place)



Musical score for "Tip-toe Running (in place)". The score is written for piano in 4/4 time. The right hand (treble clef) and left hand (bass clef) both play a sequence of eighth notes. The right hand starts with a descending sequence (4, 3, 2, 1) followed by an ascending sequence (4, 3, 2, 1), and then continues with a steady eighth-note pattern. The left hand plays a similar pattern, starting with a descending sequence (4, 3, 2, 1) followed by an ascending sequence (4, 3, 2, 1). The piece concludes with a final chord in both hands.

4. Running



Musical score for "Running". The score is written for piano in 4/4 time. The right hand (treble clef) and left hand (bass clef) both play a sequence of eighth notes. The right hand starts with a descending sequence (1, 2, 3, 4) followed by an ascending sequence (5, 4, 3, 2), and then continues with a steady eighth-note pattern. The left hand plays a similar pattern, starting with a descending sequence (5, 4, 3, 2) followed by an ascending sequence (1, 2, 3, 4). The piece concludes with a final chord in both hands.

Musical score for "Running". This is a second system of the score, continuing the eighth-note patterns from the first system. The right hand (treble clef) and left hand (bass clef) both play a sequence of eighth notes, maintaining the same rhythmic and melodic structure as the first system. The piece concludes with a final chord in both hands.

5. Cartwheels



A musical score for 'Cartwheels' in 4/4 time. It consists of two systems of piano accompaniment. The first system has two staves (treble and bass clef) with a key signature of one flat. The bass clef staff includes fingerings: 1, 2, 4, 5 for the right hand and 5, 4, 2, 1 for the left hand. The second system also has two staves, with a fermata over the final chord in the treble clef staff.

6. Touching Toes



A musical score for 'Touching Toes' in 4/4 time. It consists of a single system of piano accompaniment with two staves (treble and bass clef) and a key signature of one flat. The score features a series of chords with dotted lines connecting notes between the two staves, indicating a specific voicing or fingering.

7. Hopping



Musical notation for the first system of 'Hopping'. It consists of a grand staff with a treble clef on the upper staff and a bass clef on the lower staff. The key signature has one sharp (F#) and the time signature is 4/4. The melody in the treble clef consists of eighth-note pairs: (1) G4-A4, (2) B4-C5, (3) D5-E5, (4) F#5-G5, (5) A5-B5, (6) C6-D6, (7) E6-F#6, (8) G6-A6, (9) B6-C7, (10) D7-E7, (11) F#7-G7, (12) A7-B7, (13) C8-D8, (14) E8-F#8, (15) G8-A8, (16) B8-C9. The bass clef contains whole rests for the first four measures and eighth-note pairs for the last four measures: (1) G2-A2, (2) B2-C3, (3) D3-E3, (4) F#3-G3, (5) A3-B3, (6) C4-D4, (7) E4-F#4, (8) G4-A4, (9) B4-C5, (10) D5-E5, (11) F#5-G5, (12) A5-B5, (13) C6-D6, (14) E6-F#6, (15) G6-A6, (16) B6-C7. Fingerings '1 5' are indicated above the first two notes of each eighth-note pair.

Musical notation for the second system of 'Hopping'. It consists of a grand staff with a treble clef on the upper staff and a bass clef on the lower staff. The key signature has one sharp (F#) and the time signature is 4/4. The treble clef contains whole rests for all 16 measures. The bass clef contains eighth-note pairs for all 16 measures: (1) G2-A2, (2) B2-C3, (3) D3-E3, (4) F#3-G3, (5) A3-B3, (6) C4-D4, (7) E4-F#4, (8) G4-A4, (9) B4-C5, (10) D5-E5, (11) F#5-G5, (12) A5-B5, (13) C6-D6, (14) E6-F#6, (15) G6-A6, (16) B6-C7. Fingerings '5 1' are indicated below the first two notes of each eighth-note pair.

8. Baby Steps



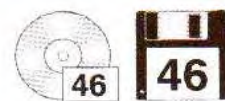
Musical notation for the first system of 'Baby Steps'. It consists of a grand staff with a treble clef on the upper staff and a bass clef on the lower staff. The key signature has one sharp (F#) and the time signature is 4/4. The melody in the treble clef consists of eighth-note pairs: (1) G4-A4, (2) B4-C5, (3) D5-E5, (4) F#5-G5, (5) A5-B5, (6) C6-D6, (7) E6-F#6, (8) G6-A6, (9) B6-C7, (10) D7-E7, (11) F#7-G7, (12) A7-B7, (13) C8-D8, (14) E8-F#8, (15) G8-A8, (16) B8-C9. The bass clef contains eighth-note pairs for all 16 measures: (1) G2-A2, (2) B2-C3, (3) D3-E3, (4) F#3-G3, (5) A3-B3, (6) C4-D4, (7) E4-F#4, (8) G4-A4, (9) B4-C5, (10) D5-E5, (11) F#5-G5, (12) A5-B5, (13) C6-D6, (14) E6-F#6, (15) G6-A6, (16) B6-C7. Fingerings '3-4', '2-3', '1-2' are indicated above the first three notes of each eighth-note pair. The text *legato-staccato* is written above the treble clef staff. At the bottom left, there are two sets of fingerings: '2-1' and '3-2' above '4-3'.

9. Giant Steps



Musical score for exercise 9, consisting of two systems of piano accompaniment. The first system includes fingerings (1, 5, 1, 5, 1, 5, 1, 5, 1) and slurs. The second system continues the piece with slurs and a repeat sign at the end.

10. Flinging Arms Out and Back



legato—staccato

Musical score for exercise 10, consisting of two systems of piano accompaniment. The first system includes the tempo marking *legato—staccato*. The second system continues the piece with slurs and a repeat sign at the end.


11. Standing on Head



legato—staccato

Musical score for "Standing on Head" in 4/4 time. The score consists of two systems of piano accompaniment. The first system has four measures, and the second system has four measures. The music features a mix of legato and staccato playing. Fingerings are indicated by numbers 1, 3, 5, and 8. The bass line includes triplets and a 3-measure rest.

12. Fit as a Fiddle and Ready To Go



legato—staccato

Musical score for "Fit as a Fiddle and Ready To Go" in 4/4 time. The score consists of two systems of piano accompaniment. The first system has four measures, and the second system has four measures. The music features a mix of legato and staccato playing. Fingerings are indicated by numbers 1, 3, 5, and 8. The bass line includes a 3-measure rest and a 4-measure rest.


Group V

1. Deep Breathing



A two-staff musical score for piano. The top staff is in treble clef and the bottom in bass clef. The music consists of block chords in a 3/4 time signature. The first system has 8 measures, and the second system has 8 measures, ending with a fermata over the final chord.

2. Touching Toes



A two-staff musical score for piano. The top staff is in treble clef and the bottom in bass clef. The music consists of block chords in a 4/4 time signature. The first system has 8 measures, and the second system has 8 measures, ending with a fermata over the final chord.

3. Hopping



Musical score for 'Hopping' in 4/4 time. The score consists of two systems of piano accompaniment. The first system has two measures, and the second system has two measures. The music features a rhythmic pattern of eighth notes in the right hand and quarter notes in the left hand. Fingerings are indicated with numbers 1 and 5. The piece concludes with a double bar line and repeat dots.

4. Climbing a Ladder



Musical score for 'Climbing a Ladder' in 4/4 time. The score consists of two systems of piano accompaniment. The first system has two measures, and the second system has two measures. The music features a rhythmic pattern of eighth notes in the right hand and quarter notes in the left hand. Fingerings are indicated with numbers 1, 2, 3, and 1. The piece concludes with a double bar line and repeat dots. The instruction *legato—staccato* is written above the first measure.

5. Jumping Rope (Slow, and "Red Pepper")



Slow

"Red Pepper"



6. Swinging Arms



legato-staccato

7. Hand Springs



R. H.

R. H.

Musical notation for the first system of 'Hand Springs'. It consists of two staves (treble and bass clef) in 4/4 time. The right hand (R.H.) plays a sequence of notes with fingerings 1, 3, 5, and 1. The left hand (L.H.) plays a sequence of notes with fingerings 5, 3, 1, and 5. The music is divided into four measures.

Musical notation for the second system of 'Hand Springs'. It continues the piece with two staves in 4/4 time. The right hand (R.H.) and left hand (L.H.) continue their respective melodic lines with fingerings 1, 3, 5, 1 and 5, 3, 1, 5. The music is divided into four measures.

8. Walking Like a Duck



Musical notation for the piece 'Walking Like a Duck'. It consists of two staves (treble and bass clef) in 4/4 time. The right hand (R.H.) plays a sequence of notes with fingerings 3, 1, 5, 3, 1, 5, 3, 1, 5, 3, 1, 5. The left hand (L.H.) plays a sequence of notes with fingerings 5, 3, 1, 5, 3, 1, 5, 3, 1, 5, 3, 1. The music is divided into four measures.

9. Bear Walk



Musical notation system 1: Treble and bass clefs, 4/4 time signature. Fingerings: 2 1, 5 5, 2 1, 5 5, 2 1.

Musical notation system 2: Treble and bass clefs, 4/4 time signature. Fingerings: 4, 2, 2, 3, 5, 1, 2, 3, 5, 1, 2, 3, 5.

Musical notation system 3: Treble and bass clefs, 4/4 time signature. Fingerings: 2 1, 5 5, 1, 3, 3, 5, 1, 2.

Musical notation system 4: Treble and bass clefs, 4/4 time signature. Final system with double bar lines.

Now do the whole trick:



legato—staccato


Musical notation for the first system, consisting of a treble and bass clef staff. The treble staff contains a sequence of notes with fingerings 1, 3, 1, 1, 3, 1. The bass staff contains notes with fingerings 5, 4, 1, 3, 1, 4, 1, 3, 1. The piece is in 4/4 time.

Musical notation for the second system, continuing the piece. The treble staff has notes with fingerings 5, 1, 3, 1, 3, 1, 1, 3. The bass staff has notes with fingerings 5, 4, 1, 3, 1, 3, 1, 5, 1, 3.



Musical notation for the third system, concluding the piece. The treble staff has notes with fingerings 1, 4, 1, 3. The bass staff has notes with fingerings 1, 3, 1, 1, 4, 1, 3, 1, 5. The piece ends with a double bar line.

12. Fit as a Fiddle and Ready To Go



legato—staccato