


6. Deep Breathing



6

Musical notation for exercise 6, first system. It consists of a grand staff with a treble and bass clef. The time signature is 3/4. The treble clef has notes on the first, third, and fifth lines, with fingerings 1, 3, and 5 above them. The bass clef has notes on the fifth, third, and first lines, with fingerings 5, 3, and 1 below them. There are repeat signs at the end of each staff.

Musical notation for exercise 6, second system. It continues the grand staff from the first system. The treble clef has notes on the first, second, and third lines, with a fingering 1 above the first note. The bass clef has notes on the fifth, fourth, and third lines, with a fingering 5 below the first note. There are repeat signs at the end of each staff.

7. Cartwheels



7

Musical notation for exercise 7, first system. It consists of a grand staff with a treble and bass clef. The time signature is 3/4. The treble clef has notes on the first, second, and third lines, with a fingering 1 above the first note. A dashed line arches over the treble staff from the first measure to the end of the system, labeled "L.H.". The bass clef has notes on the fifth, fourth, and third lines, with a fingering 5 below the first note.

Musical notation for exercise 7, second system. It continues the grand staff from the first system. The treble clef has notes on the first, second, and third lines, with a fingering 1 above the first note. A dashed line arches over the treble staff from the first measure to the end of the system, labeled "L.H.". The bass clef has notes on the fifth, fourth, and third lines, with a fingering 5 below the first note.

8. Deep Knee Bend



8

Musical notation for exercise 8, consisting of a treble and bass clef staff in 4/4 time. The treble staff has a treble clef and a '3' above the first measure. The bass staff has a bass clef and '1' and '5' below the first two measures. The melody in the bass staff consists of a sequence of notes: G2, F2, E2, D2, C2, B1, A1, G1. The treble staff has whole notes: G4, F4, E4, D4, C4, B3, A3, G3.

9. Hopping On Right Foot



9

Musical notation for exercise 9, consisting of a treble and bass clef staff in 4/4 time. The treble staff has a treble clef and '1' and '3' above the first two measures. The bass staff has a bass clef and rests in all four measures. The melody in the treble staff consists of a sequence of notes: G4, F4, E4, D4, C4, B3, A3, G3, F3, E3, D3, C3, B2, A2, G2.

10. Hopping On Left Foot



10

Musical notation for exercise 10, consisting of a treble and bass clef staff in 4/4 time. The treble staff has a treble clef and rests in all four measures. The bass staff has a bass clef and '5', '3', and '1' below the first three measures. The melody in the bass staff consists of a sequence of notes: G2, F2, E2, D2, C2, B1, A1, G1, F1, E1, D1, C1, B0, A0, G0.

Group II

1. Stretching



13

 Musical notation for exercise 13, 'Stretching'. It consists of two staves (treble and bass clef) in 4/4 time. The melody in the treble clef starts with a quarter note G4 (fingered 1), followed by a quarter note A4 (fingered 5), then a whole note B4. The bass clef accompaniment starts with a whole note G3, followed by a quarter note A3, then a quarter note B3, and finally a whole note C4. The exercise ends with a repeat sign.

2. Tiptoe Running



14

 Musical notation for exercise 14, 'Tiptoe Running'. It consists of two staves (treble and bass clef) in 4/4 time. The melody in the treble clef is a continuous eighth-note pattern starting on G4 (fingered 1). The bass clef accompaniment is a continuous eighth-note pattern starting on G3 (fingered 5). The exercise ends with a repeat sign.


3. Jumping Off The Front Porch Steps



15

 Musical notation for exercise 15, 'Jumping Off The Front Porch Steps'. It consists of two staves (treble and bass clef) in 4/4 time. The melody in the treble clef is a series of chords: G4 (fingered 5), F#4 (fingered 3), E4 (fingered 3), and D4 (fingered 1). The bass clef accompaniment is a series of chords: G3 (fingered 5), F#3 (fingered 3), E3 (fingered 3), and D3 (fingered 1). The exercise ends with a repeat sign and the instruction 'R.H.' in the right hand.


4. Climbing Up A Ladder



16

Musical notation for exercise 4. Treble clef, 4/4 time signature. The melody consists of quarter notes with the following fingering: 1 3 2 4 | 1 3 2 4 | 1 3 2 4 | 1 3 2 4. The bass line has whole rests.

5. Going Down A Ladder



17

Musical notation for exercise 5. Treble clef, 4/4 time signature. The melody consists of quarter notes with the following fingering: 1 3 2 4 | 1 3 2 4 | 1 3 2 4 | 1 3 2. The bass line has whole rests.


6. Jumping Like A Frog



18

Musical notation for exercise 6. Treble clef, 4/4 time signature. The melody consists of eighth notes with the following fingering: 2 3 | 2 3 | 2. The bass line has eighth notes with the following fingering: 3 2 | 3 2 | 2. Accents (^) are placed over the notes.


7. Hanging From Bar by Right Hand



19


Musical notation for exercise 7. Treble clef, 4/4 time signature. The melody consists of half notes with the following fingering: 5 | 1 1 1. The bass line has whole rests.

8. Hanging From Bar by Left Hand



20

9. Hanging From Bar with Both Hands



21

10. Playing With A Yo-Yo



22